

CURLEY'S ON & OFFROAD


MAVERICK REAR CLIP



(281) 900-4643 for any major question

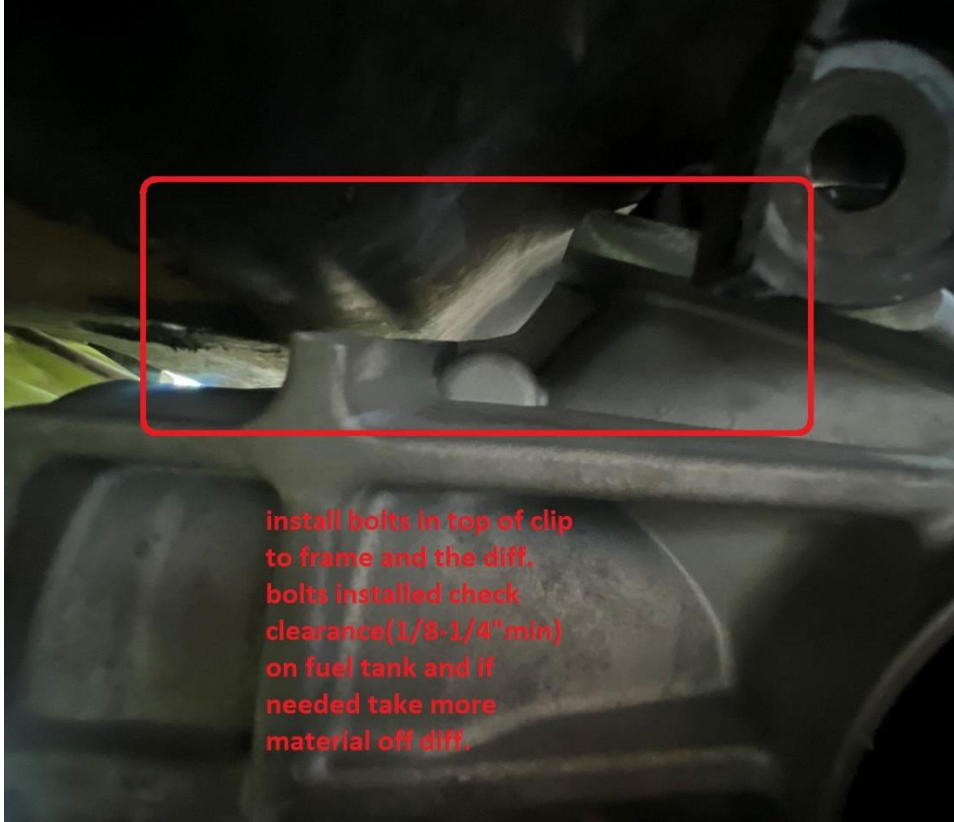
INSTALLATIONSPECIALTY TOOLS NEEDED:

SAW ZAW OR CUT OFF DISC. , DRILL & 3/8 MIN. DRILL BIT.









install bolts in top of clip to frame and the diff. bolts installed check clearance(1/8-1/4" min) on fuel tank and if needed take more material off diff.



last step drill 3/8 hole on each side for two bolts after the new clip and diff. are fastened up and correct